



Automobile from dealer in excellent condition is valued at

Rs. 5,42,239 - Rs. 5,75,779

Harley-davidson Iron 883 2016 883CC



A 11,721 2016

Vehicle Price in All Conditions



FAIR

Rs.5,18,316 - Rs.5,50,377



GOOD

Rs.5,26,290 - Rs.5,58,844



VERY GOOD

Rs.5,34,264 - Rs.5,67,312

Vehicle Details

Make	Harley-davidson
Model	Iron 883
Year	2016
Trim	883CC
KM Driven	11,721 kms
City	Delhi
Owner	One
Accident	None
Color	None

Advanced Evaluation Conditions

EXCELLENT

Body And Frame, Brakes, Electrical,Engine,Suspension,Transmission,Wheel And Tyres

Disclaimer

The Orange Book Value or any pricing or valuation mentioned in the report is an indicative pricing, generated based on proprietary patented methodology of Droom and/ or its affiliates/partners/subsidiaries. The actual price of the vehicle/ mobile device may vary based on actual condition of the vehicle/ mobile device and several other parameters. Droom cannot be held responsible for any losses incurred or liabilities arising by the party relying on this report.



 **New Vehicle Price Now**
Rs. 8,05,749




 **New Vehicle Price Then**
Rs. 8,05,749

 **Total Cost of Ownership**
NA




 **What Others Paid**
Rs. 5,75,000

Next 3 Year Depreciation of Vehicle

Estimated Buying Price From Dealer

2020	 Rs.4,73,988
2021	 Rs.4,30,713
2022	 Rs.3,80,622

Estimated Selling Price To Dealer

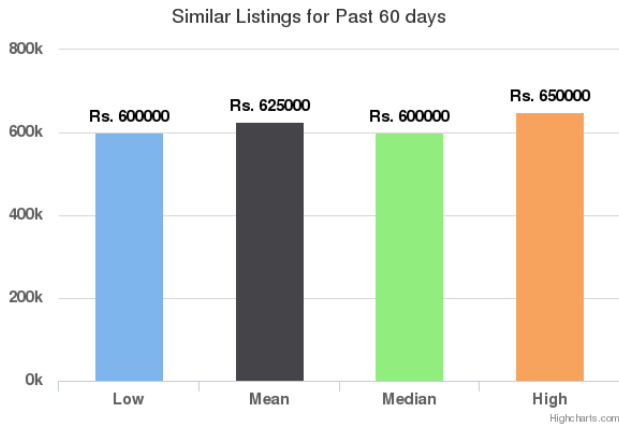
2020	 Rs.4,26,583
2021	 Rs.3,87,637
2022	 Rs.3,42,555

Disclaimer

The Orange Book Value or any pricing or valuation mentioned in the report is an indicative pricing, generated based on proprietary patented methodology of Droom and/ or its affiliates/partners/subsidiaries. The actual price of the vehicle/ mobile device may vary based on actual condition of the vehicle/ mobile device and several other parameters. Droom cannot be held responsible for any losses incurred or liabilities arising by the party relying on this report.



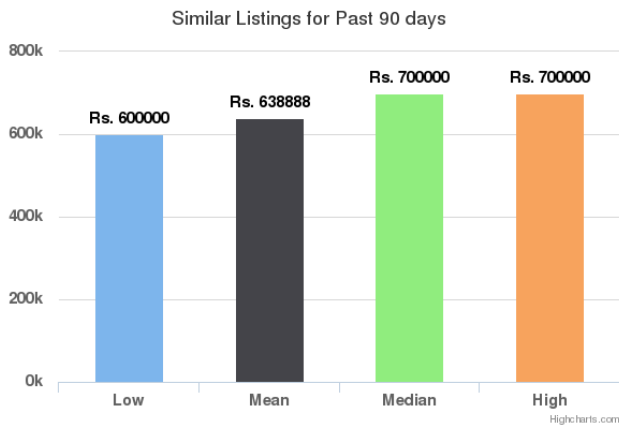
Similar Listings for Past 60 Days



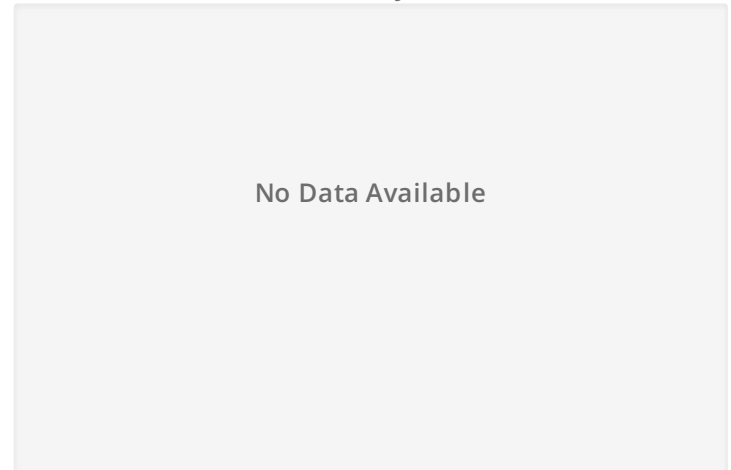
Similar Orders for Past 60 Days



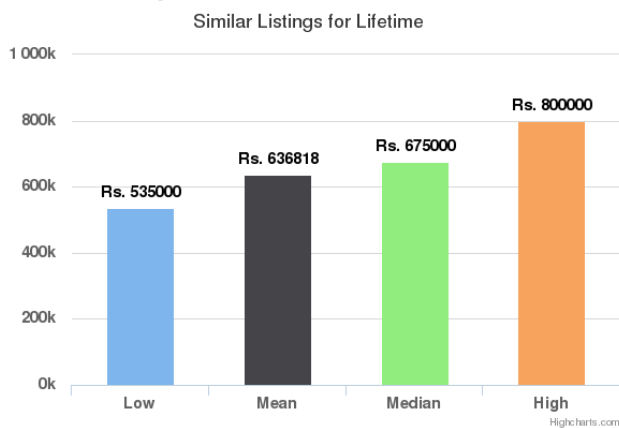
Similar Listings for Past 90 Days



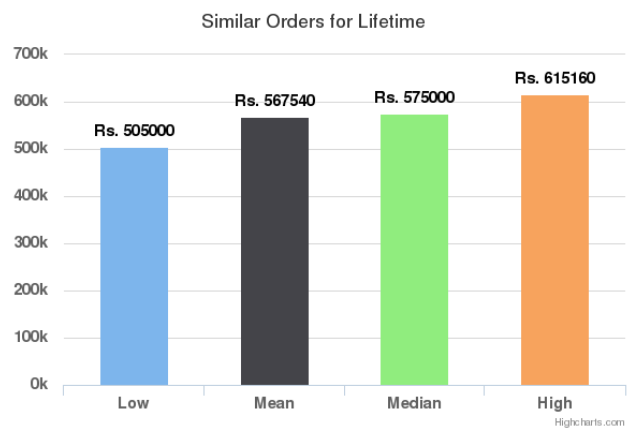
Similar Orders for Past 90 Days



Similar Listings for Lifetime



Similar Orders for Lifetime



Disclaimer

The Orange Book Value or any pricing or valuation mentioned in the report is an indicative pricing, generated based on proprietary patented methodology of Droom and/or its affiliates/partners/subsidiaries. The actual price of the vehicle/ mobile device may vary based on actual condition of the vehicle/ mobile device and several other parameters. Droom cannot be held responsible for any losses incurred or liabilities arising by the party relying on this report.



Component Health Check

A vehicle undergoes enormous wear and tear with time. It is often imperative to inspect and replace parts of the vehicle on a timely basis to keep it in prime condition. These aspects often go unnoticed and become real pain points with time. Use the Component Health Check for maintaining your vehicle components without any hassles. It would provide the list of parts to be inspected every subsequent year based on their age to help you find out the parts needing replacement.



*This is a suggestive list and is not based on the actual physical inspection of this vehicle

Disclaimer

The Orange Book Value or any pricing or valuation mentioned in the report is an indicative pricing, generated based on proprietary patented methodology of Droom and/or its affiliates/partners/subsidiaries. The actual price of the vehicle/ mobile device may vary based on actual condition of the vehicle/ mobile device and several other parameters. Droom cannot be held responsible for any losses incurred or liabilities arising by the party relying on this report.





Glossary

New Vehicle Price Now: This provides the current On-Road Price of a new vehicle of the same Make-Model-Trim

New Vehicle Price Then: This provides the On-Road Price of the vehicle at the time it was purchased in brand new condition.

Total Cost of Ownership: This provides the total cost of owning this vehicle which includes the cost of running this vehicle and its maintenance cost over the next 5 years

What Others Paid: This provides an estimated value of the price paid by others for a similar used vehicle. However, the final valuation provided might vary based on the city, condition of the car and many other factors.

Next 3 Year Depreciation of the Vehicle: This provides an estimated price that your used vehicle would fetch or an estimated price that you would have to pay for a similar vehicle over the next 3 years.

Similar Listings for Past 60 days/Past 90 days/Lifetime: This provides some data points regarding similar vehicles that have been listed on Droom in the respective duration. Low and High provide the Lowest and the Highest Values Quoted for similar vehicles whereas Mean and Median indicate the average and median values.

Similar Orders for Past 60 days/Past 90 days/Lifetime: This provides some data points regarding similar vehicles that have been sold on Droom in the respective duration. Low and High provide the Lowest and the Highest Values at which similar vehicles have been sold whereas Mean and Median indicate the average and median values.

Component Health Check: This provides a list of parts that are advised to be inspected every subsequent year based on their age. This would help you find out the parts needing maintenance/replacement.

Disclaimer

The Orange Book Value or any pricing or valuation mentioned in the report is an indicative pricing, generated based on proprietary patented methodology of Droom and/ or its affiliates/partners/subsidiaries. The actual price of the vehicle/ mobile device may vary based on actual condition of the vehicle/ mobile device and several other parameters. Droom cannot be held responsible for any losses incurred or liabilities arising by the party relying on this report.

