



Automobile from dealer in good condition is valued at  
**Rs. 4,57,232 - Rs. 4,85,514**

### Maruti Suzuki Baleno 2015 DELTA 1.3



**A** 45,000 2015

### Vehicle Price in All Conditions



**FAIR**

Rs.4,45,801 - Rs.4,73,376



**VERY GOOD**

Rs.4,68,662 - Rs.4,97,652



**EXCELLENT**

Rs.4,80,093 - Rs.5,09,790

### Vehicle Details

|           |               |
|-----------|---------------|
| Make      | Maruti Suzuki |
| Model     | Baleno        |
| Year      | 2015          |
| Trim      | DELTA 1.3     |
| KM Driven | 45,000 kms    |
| City      | Jaipur        |
| Owner     | One           |
| Accident  | None          |
| Color     | None          |

### Advanced Evaluation Conditions

**GOOD**

Transmission, Suspension, Steering, Frame, Engine, Electrical, Car Interior, Car Exterior, Brakes, AC

### Disclaimer

The Orange Book Value or any pricing or valuation mentioned in the report is an indicative pricing, generated based on proprietary patented methodology of Droom and/or its affiliates/partners/subsidiaries. The actual price of the vehicle/ mobile device may vary based on actual condition of the vehicle/ mobile device and several other parameters. Droom cannot be held responsible for any losses incurred or liabilities arising by the party relying on this report.





**New Vehicle  
Price Now**

**Rs. 8,53,041**



**New Vehicle  
Price Then**

**Rs. 7,76,265**



**Total Cost of  
Ownership**

**Rs. 5,52,863**






**What Others  
Paid**




**Rs. 5,50,000**

### Next 3 Year Depreciation of Vehicle

#### Estimated Buying Price From Dealer

|      |                                                                                  |                    |
|------|----------------------------------------------------------------------------------|--------------------|
| 2020 |  | <b>Rs.4,26,483</b> |
| 2021 |  | <b>Rs.3,83,552</b> |
| 2022 |  | <b>Rs.3,49,313</b> |

#### Estimated Selling Price To Dealer

|      |                                                                                    |                    |
|------|------------------------------------------------------------------------------------|--------------------|
| 2020 |  | <b>Rs.3,83,853</b> |
| 2021 |  | <b>Rs.3,45,214</b> |
| 2022 |  | <b>Rs.3,14,397</b> |

### Disclaimer

The Orange Book Value or any pricing or valuation mentioned in the report is an indicative pricing, generated based on proprietary patented methodology of Droom and/ or its affiliates/partners/subsidiaries. The actual price of the vehicle/ mobile device may vary based on actual condition of the vehicle/ mobile device and several other parameters. Droom cannot be held responsible for any losses incurred or liabilities arising by the party relying on this report.



### Similar Listings for Past 60 Days

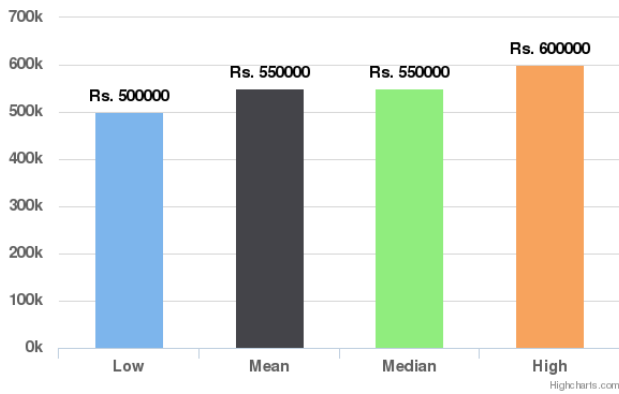
No Data Available

### Similar Orders for Past 60 Days

No Data Available

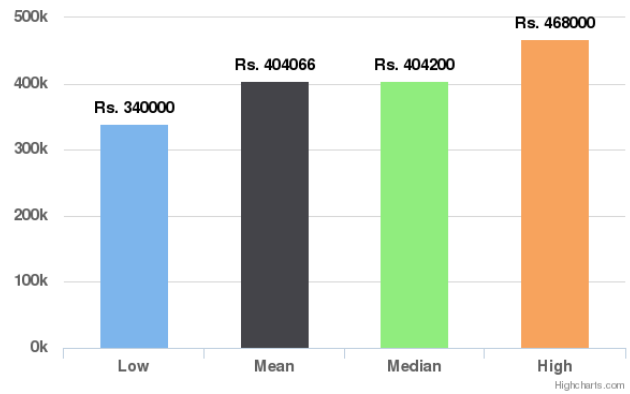
### Similar Listings for Past 90 Days

Similar Listings for Past 90 days



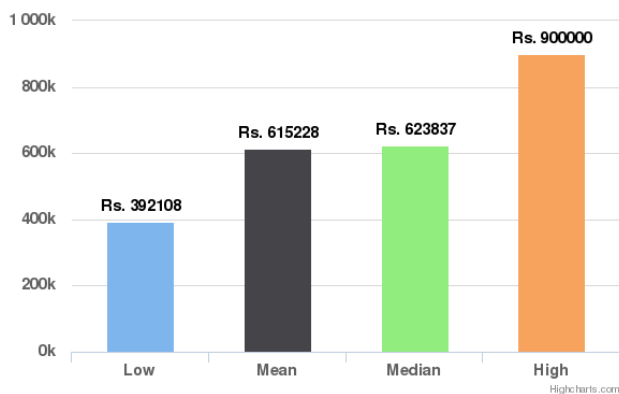
### Similar Orders for Past 90 Days

Similar Orders for Past 90 days



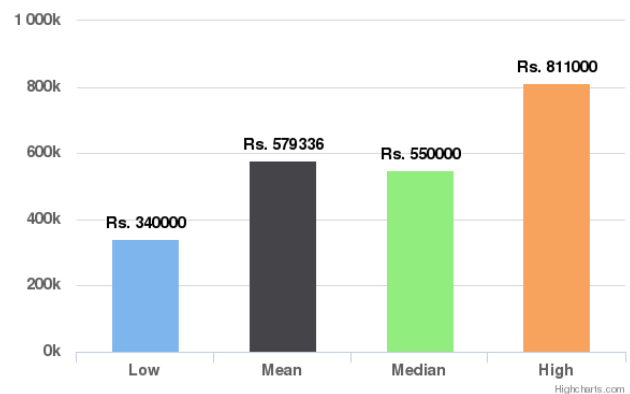
### Similar Listings for Lifetime

Similar Listings for Lifetime



### Similar Orders for Lifetime

Similar Orders for Lifetime



### Disclaimer

The Orange Book Value or any pricing or valuation mentioned in the report is an indicative pricing, generated based on proprietary patented methodology of Droom and/ or its affiliates/partners/subsidiaries. The actual price of the vehicle/ mobile device may vary based on actual condition of the vehicle/ mobile device and several other parameters. Droom cannot be held responsible for any losses incurred or liabilities arising by the party relying on this report.



## Component Health Check

A vehicle undergoes enormous wear and tear with time. It is often imperative to inspect and replace parts of the vehicle on a timely basis to keep it in prime condition. These aspects often go unnoticed and become real pain points with time. Use the Component Health Check for maintaining your vehicle components without any hassles. It would provide the list of parts to be inspected every subsequent year based on their age to help you find out the parts needing replacement.



\*This is a suggestive list and is not based on the actual physical inspection of this vehicle

### Disclaimer

The Orange Book Value or any pricing or valuation mentioned in the report is an indicative pricing, generated based on proprietary patented methodology of Droom and/or its affiliates/partners/subsidiaries. The actual price of the vehicle/ mobile device may vary based on actual condition of the vehicle/ mobile device and several other parameters. Droom cannot be held responsible for any losses incurred or liabilities arising by the party relying on this report.





## Glossary

**New Vehicle Price Now:** This provides the current On-Road Price of a new vehicle of the same Make-Model-Trim

**New Vehicle Price Then:** This provides the On-Road Price of the vehicle at the time it was purchased in brand new condition.

**Total Cost of Ownership:** This provides the total cost of owning this vehicle which includes the cost of running this vehicle and its maintenance cost over the next 5 years

**What Others Paid:** This provides an estimated value of the price paid by others for a similar used vehicle. However, the final valuation provided might vary based on the city, condition of the car and many other factors.

**Next 3 Year Depreciation of the Vehicle:** This provides an estimated price that your used vehicle would fetch or an estimated price that you would have to pay for a similar vehicle over the next 3 years.

**Similar Listings for Past 60 days/Past 90 days/Lifetime:** This provides some data points regarding similar vehicles that have been listed on Droom in the respective duration. Low and High provide the Lowest and the Highest Values Quoted for similar vehicles whereas Mean and Median indicate the average and median values.

**Similar Orders for Past 60 days/Past 90 days/Lifetime:** This provides some data points regarding similar vehicles that have been sold on Droom in the respective duration. Low and High provide the Lowest and the Highest Values at which similar vehicles have been sold whereas Mean and Median indicate the average and median values.

**Component Health Check:** This provides a list of parts that are advised to be inspected every subsequent year based on their age. This would help you find out the parts needing maintenance/replacement.

## Disclaimer

The Orange Book Value or any pricing or valuation mentioned in the report is an indicative pricing, generated based on proprietary patented methodology of Droom and/ or its affiliates/partners/subsidiaries. The actual price of the vehicle/ mobile device may vary based on actual condition of the vehicle/ mobile device and several other parameters. Droom cannot be held responsible for any losses incurred or liabilities arising by the party relying on this report.

