



Automobile from dealer in good condition is valued at

**Rs. 8,56,245 - Rs. 9,09,209**

### Hyundai Elantra 2015 1.8 SX AT



**A** 70,000 2015

### Vehicle Price in All Conditions



**FAIR**

**Rs.8,34,839 - Rs.8,86,478**



**VERY GOOD**

**Rs.8,77,651 - Rs.9,31,940**



**EXCELLENT**

**Rs.8,99,058 - Rs.9,54,670**

### Vehicle Details

Make	Hyundai
Model	Elantra
Year	2015
Trim	1.8 SX AT
KM Driven	70,000 kms
City	Mumbai
Owner	One
Accident	None
Color	White

### Advanced Evaluation Conditions

**GOOD**

Transmission, Suspension, Steering, Frame, Engine, Electrical, Car Interior, Car Exterior, Brakes, AC

### Disclaimer

The Orange Book Value or any pricing or valuation mentioned in the report is an indicative pricing, generated based on proprietary patented methodology of Droom and/or its affiliates/partners/subsidiaries. The actual price of the vehicle/ mobile device may vary based on actual condition of the vehicle/ mobile device and several other parameters. Droom cannot be held responsible for any losses incurred or liabilities arising by the party relying on this report.





**New Vehicle Price Now**

NA



**New Vehicle Price Then**

Rs. 18,78,909



**Total Cost of Ownership**

NA



**What Others Paid**

Rs. 15,50,000

### Next 3 Year Depreciation of Vehicle

#### Estimated Buying Price From Dealer

2021		Rs.7,48,723
2022		Rs.6,74,189
2023		Rs.6,07,067

#### Estimated Selling Price To Dealer

2021		Rs.6,73,872
2022		Rs.6,06,789
2023		Rs.5,46,377

### Ratings & Reviews

**Hari** ★★★★★

<p></p> <p>Both these cars have gone head to head in this segment plenty of times. Both cars offer features from premium cars from a segment above, at a slightly lower price point. The Czech carmaker recently launched a facelifted version of the <a href="https://www.droomdiscovery.com/new-cars/skoda-octavia">Octavia in India</a> and we've pit it against its favourite Korean rival. So, which one should you spend your money on?</p> <p></p> <p>Under the hood of the Octavia sits a 1.8-litre turbo-petrol engine, that's easily one of the best around &ndash; it's extremely refined and offers great performance. The engine makes 180hp and 250Nm and is mated to a fast and responsive seven-speed DSG gearbox. Tap on the accelerator and there's instant acceleration, however, there is some hesitation at low engine speeds, but overall refinement levels are good and there's no road noise that enters the cabin. The Elantra gets a 2.0-litre, non-turbo engine that makes 152hp and 192Nm, which is paired to a six-speed automatic gearbox. This car accelerates strongly, but the Octavia feels much stronger, faster and effortless.</p> <p></p> <p>At city speeds, on bumps and over small potholes, the Octavia moves around a fair amount, but pick up the speed and it gets more stable. The updated car pitches and bobs a bit more than the earlier car. Handling is great, grip is very good, and the car's overall balance is also excellent. The Octavia's steering is responsive and well-weighted too. In the city, the Elantra is more comfortable than the Octavia. But when you pick up the pace, it isn't as good. Sure,

#### Disclaimer

The Orange Book Value or any pricing or valuation mentioned in the report is an indicative pricing, generated based on proprietary patented methodology of Droom and/ or its affiliates/partners/subsidiaries. The actual price of the vehicle/ mobile device may vary based on actual condition of the vehicle/ mobile device and several other parameters. Droom cannot be held responsible for any losses incurred or liabilities arising by the party relying on this report.



the [Hyundai](https://www.droomdiscovery.com/new-cars/hyundai)'s ride is good, but it's just not as stable as the Octavia on the highway. The steering of the Hyundai offers good feel and feedback and this is one of the nicest Hyundais to drive, even if it isn't as good as the Skoda.

 On the inside, the light-coloured upholstery and plastics that Skoda has used add to the overall feeling of quality. Everything feels lifted out of a luxury car, even the buttons and switches. The panoramic sunroof and huge colour screen add to its overall appeal. The new instrument cluster feels slick and modern, and the customisable mood lighting is a neat touch that customers will like. The Elantra's cabin features black merged with silver accents but, it lacks the plush feel of the Octavia. The buttons and switches, too, are well built, and the cabin is well insulated.

The Octavia's front seats are large and offer good support. At the back, there's ample legroom, headroom and good under-thigh support. The Octavia's wide opening hatch opens up to a massive 600-litre boot. Fold the rear seats and the space goes up to an estate-car-like 1,580 litres. The Elantra's front seats are broad and comfy and the cabin is nice and wide too. At the back, you're sat low and headroom is lacking a bit. Legroom and shoulder room are great. Plus, you also get a big boot at 458 litres.

The Octavia is fitted with a new 8.0-inch touchscreen display and feather-touch main menu buttons. You also get Apple CarPlay and Android Auto for smartphone connectivity. There's a new auto parking system that parks the car on its own. Safety features include eight airbags, ABS, ESP and Isofix tethers. The Elantra comes with cooled seats, a reverse camera with sensors, Apple CarPlay and Android Auto, satnav, six airbags, ABS, ESP and Isofix tethering for child seats.

 Which one should I buy?

The Skoda Octavia excels in many areas &ndash; it's got a strong engine, good interior quality and great cabin space. It's high price and Skoda's poor reputation for aftersales services tends to send buyers the other way though. However, while the Octavia might be more expensive, you get so much more car than the Elantra. The Elantra, typical of a Hyundai car, is well-equipped and is super comfortable to drive in the city, but while the Elantra is a decent package, the Octavia beats it in this test.



0



0

26 Oct 2017

## Disclaimer

The Orange Book Value or any pricing or valuation mentioned in the report is an indicative pricing, generated based on proprietary patented methodology of Droom and/ or its affiliates/partners/subsidiaries. The actual price of the vehicle/ mobile device may vary based on actual condition of the vehicle/ mobile device and several other parameters. Droom cannot be held responsible for any losses incurred or liabilities arising by the party relying on this report.



<https://orangebookvalue.com>

- a service by **droom**.in

Similar Listings for Past 60 Days

No Data Available

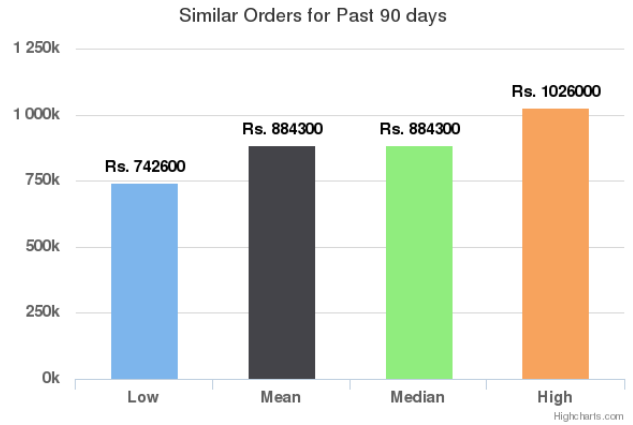
Similar Orders for Past 60 Days

No Data Available

Similar Listings for Past 90 Days

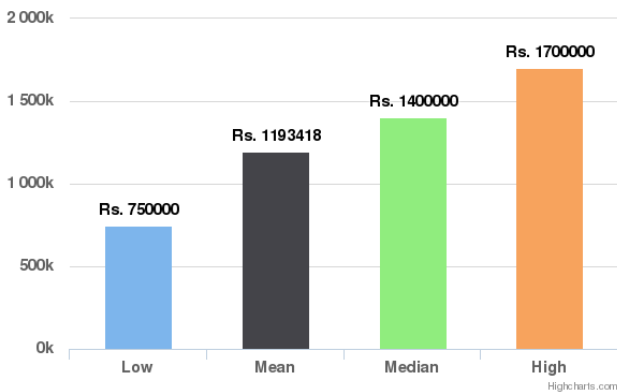
No Data Available

Similar Orders for Past 90 Days



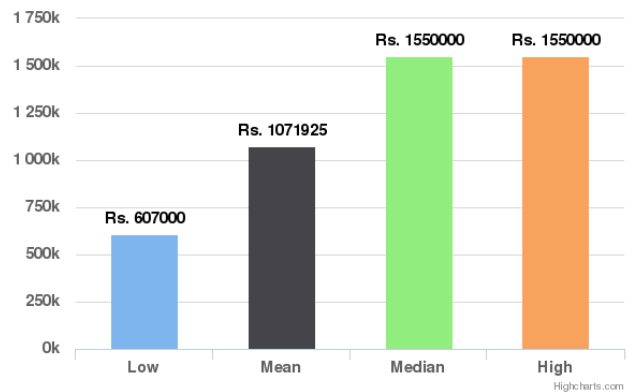
Similar Listings for Lifetime

Similar Listings for Lifetime



Similar Orders for Lifetime

Similar Orders for Lifetime



Disclaimer

The Orange Book Value or any pricing or valuation mentioned in the report is an indicative pricing, generated based on proprietary patented methodology of Droom and/ or its affiliates/partners/subsidiaries. The actual price of the vehicle/ mobile device may vary based on actual condition of the vehicle/ mobile device and several other parameters. Droom cannot be held responsible for any losses incurred or liabilities arising by the party relying on this report.



### Component Health Check

A vehicle undergoes enormous wear and tear with time. It is often imperative to inspect and replace parts of the vehicle on a timely basis to keep it in prime condition. These aspects often go unnoticed and become real pain points with time. Use the Component Health Check for maintaining your vehicle components without any hassles. It would provide the list of parts to be inspected every subsequent year based on their age to help you find out the parts needing replacement.



\*This is a suggestive list and is not based on the actual physical inspection of this vehicle

### Disclaimer

The Orange Book Value or any pricing or valuation mentioned in the report is an indicative pricing, generated based on proprietary patented methodology of Droom and/or its affiliates/partners/subsidiaries. The actual price of the vehicle/ mobile device may vary based on actual condition of the vehicle/ mobile device and several other parameters. Droom cannot be held responsible for any losses incurred or liabilities arising by the party relying on this report.





## Glossary

**New Vehicle Price Now:** This provides the current On-Road Price of a new vehicle of the same Make-Model-Trim

**New Vehicle Price Then:** This provides the On-Road Price of the vehicle at the time it was purchased in brand new condition.

**Total Cost of Ownership:** This provides the total cost of owning this vehicle which includes the cost of running this vehicle and its maintenance cost over the next 5 years

**What Others Paid:** This provides an estimated value of the price paid by others for a similar used vehicle. However, the final valuation provided might vary based on the city, condition of the car and many other factors.

**Next 3 Year Depreciation of the Vehicle:** This provides an estimated price that your used vehicle would fetch or an estimated price that you would have to pay for a similar vehicle over the next 3 years.

**Similar Listings for Past 60 days/Past 90 days/Lifetime:** This provides some data points regarding similar vehicles that have been listed on Droom in the respective duration. Low and High provide the Lowest and the Highest Values Quoted for similar vehicles whereas Mean and Median indicate the average and median values.

**Similar Orders for Past 60 days/Past 90 days/Lifetime:** This provides some data points regarding similar vehicles that have been sold on Droom in the respective duration. Low and High provide the Lowest and the Highest Values at which similar vehicles have been sold whereas Mean and Median indicate the average and median values.

**Component Health Check:** This provides a list of parts that are advised to be inspected every subsequent year based on their age. This would help you find out the parts needing maintenance/replacement.

## Disclaimer

The Orange Book Value or any pricing or valuation mentioned in the report is an indicative pricing, generated based on proprietary patented methodology of Droom and/ or its affiliates/partners/subsidiaries. The actual price of the vehicle/ mobile device may vary based on actual condition of the vehicle/ mobile device and several other parameters. Droom cannot be held responsible for any losses incurred or liabilities arising by the party relying on this report.

