



Automobile from dealer in good condition is valued at  
**Rs. 4,38,236 - Rs. 4,65,343**

### Hyundai Xcent 2016 S 1.1 CRDI



**A** 75,000 2016

### Vehicle Price in All Conditions



**FAIR**

Rs.4,27,280 - Rs.4,53,710



**VERY GOOD**

Rs.4,49,192 - Rs.4,76,977



**EXCELLENT**

Rs.4,60,147 - Rs.4,88,610

### Vehicle Details

Make	Hyundai
Model	Xcent
Year	2016
Trim	S 1.1 CRDI
KM Driven	75,000 kms
City	Hyderabad
Owner	One
Accident	None
Color	Silver

### Advanced Evaluation Conditions

**GOOD**

Transmission, Suspension, Steering, Frame, Engine, Electrical, Car Interior, Car Exterior, Brakes, AC

### Disclaimer

The Orange Book Value or any pricing or valuation mentioned in the report is an indicative pricing, generated based on proprietary patented methodology of Droom and/ or its affiliates/partners/subsidiaries. The actual price of the vehicle/ mobile device may vary based on actual condition of the vehicle/ mobile device and several other parameters. Droom cannot be held responsible for any losses incurred or liabilities arising by the party relying on this report.





New Vehicle Price Now

NA



New Vehicle Price Then

Rs. 7,84,877



Total Cost of Ownership

Rs. 8,99,541



What Others Paid

Rs. 4,13,157

Next 3 Year Depreciation of Vehicle

Estimated Buying Price From Dealer	Estimated Selling Price To Dealer
<p>2021</p> <p>Rs.3,86,963</p>	<p>2021</p> <p>Rs.3,48,257</p>
<p>2022</p> <p>Rs.3,41,529</p>	<p>2022</p> <p>Rs.3,07,368</p>
<p>2023</p> <p>Rs.3,04,214</p>	<p>2023</p> <p>Rs.2,73,786</p>

Ratings & Reviews

Hari ☆☆☆☆☆

The Xcent was Hyundai's first sub-four-metre sedan - the company launched the car way back in 2014. Hyundai, with the recent facelift of the Xcent, however, has improved this car in areas it was underperforming. On the outside For starters, it looks quite different from the earlier car when viewed from the front. The new nose is bold and sticks out prominently. The bonnet hasn't been re-profiled, but the bumper, grille and chin are completely changed. The new cascading grille is an evolution of Hyundai's hexagonal grille. Right beside the grille sit a pair of horizontally located fog lamps with LED surrounds. And the chin of the new Xcent also has air inlets in the bumper.

The new grille does look a bit oversized and flashy however. While there aren't too many changes around the sides, apart from the larger new wheels, the rear of the car has also been thoroughly updated. The new tail-lights make the rear of the car look almost Audi-like and because the base of the bumper has been widened, the view from the back looks extremely muscular. On the inside The major change inside is the updated 7.0-inch touchscreen. It comes with the same new software that's on its big sister, the Elantra, and the system allows drivers to use Apple CarPlay and Android Auto, among multiple other useful apps. Connecting your phone is nice and easy and CarPlay works well here.

The here's a huge step up in terms of quality of materials too. The fit and finish of the dash, the way in which the steering is crafted, the deft way the controls function, all point to a very high level of sophistication. The finish of the steering wheel is, in fact, so good, the detailing so fine that it feels like it's from a more expensive car. The gear lever is exquisite too - its chrome, leather and Plexiglas finish is a complete joy to hold. Like earlier, the cabin isn't too wide and sitting three abreast in the back will be tight. But even backseat comfort is good. There's a fair amount of legroom, the seat base is placed at a good height and you even get an air-vent to keep you cool. The backrest is a bit too reclined though and not as comfortable as it could have been. Power Torque This car is also much better to drive. The engine, which at 1,186 cc, is now higher in both capacity and power. It now makes 75hp (up 3hp) and 190Nm of torque from as low as 1,750rpm. Start the car and it settles into a lumpy idle. It's not as smooth as a petrol three-cylinder for sure, but insulation seems to be better than on the earlier car. Put your foot down and the engine comes to life, with that little bit extra filtering through as you cross 2,000rpm. As a result, the best way to drive this car is to keep the motor going above 2,000rpm.

From behind the wheel Performance is quite strong and effortless, a huge improvement over the earlier car. Even flat-out performance is much better. 0-100, for example, now only takes 15.58sec as against 18.61sec for the earlier car. After 3,500rpm though, the Xcent does not accelerate quite as strongly or as smoothly, with a bit of a rattle also emanating from under the bonnet.

Hyundai has also improved bump absorption and ride quality on this car as well. There's a fair amount of suppleness in the suspension, bad patches are ridden over with consummate ease and insulation is great, so you hardly ever hear the wheels thumping over rough ground. Only sharp bumps and ridges tend to unsettle it. The steering and handling have also been improved. The steering feels lighter to use, is smoother to operate and is more accurate.

Disclaimer

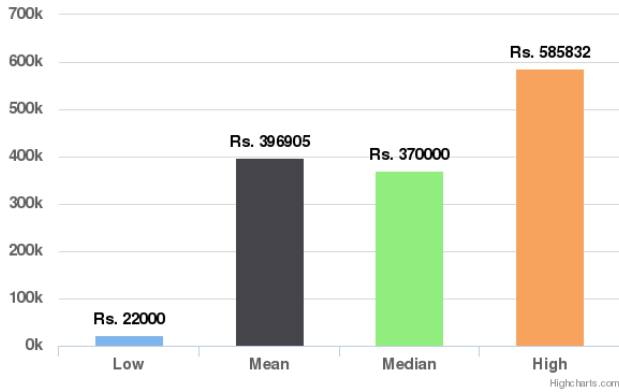
The Orange Book Value or any pricing or valuation mentioned in the report is an indicative pricing, generated based on proprietary patented methodology of Droom and/or its affiliates/partners/subsidiaries. The actual price of the vehicle/ mobile device may vary based on actual condition of the vehicle/ mobile device and several other parameters. Droom cannot be held responsible for any losses incurred or liabilities arising by the party relying on this report.



worth the money?</strong><br /> The facelifted <a href="https://www.droomdiscovery.com/new-cars/hyundai-xcent">Hyundai Xcent</a> is a big step forward over the earlier car - it is nicer to drive and much nicer to sit in. If you are in the market for compact sedan, this manages to tick almost every box.</p></div>
<div data-bbox="195 35 225 48" data-label="Text"><p>6</p></div>
<div data-bbox="240 35 270 48" data-label="Image"><img alt="Dislike icon" data-bbox="240 35 270 48"/></div>
<div data-bbox="275 35 305 48" data-label="Text"><p>0</p></div>
<div data-bbox="305 35 378 47" data-label="Text"><p>06 Feb 2019</p></div>
<div data-bbox="12 861 109 878" data-label="Section-Header"><h2>Disclaimer</h2></div>
<div data-bbox="12 881 988 923" data-label="Text"><p>The Orange Book Value or any pricing or valuation mentioned in the report is an indicative pricing, generated based on proprietary patented methodology of Droom and/ or its affiliates/partners/subsidiaries. The actual price of the vehicle/ mobile device may vary based on actual condition of the vehicle/ mobile device and several other parameters. Droom cannot be held responsible for any losses incurred or liabilities arising by the party relying on this report.</p></div>
<div data-bbox="43 940 96 978" data-label="Image"><img alt="QR code linking to orangebookvalue.com" data-bbox="43 940 96 978"/></div>
<div data-bbox="38 976 294 994" data-label="Text"><p><a href="https://orangebookvalue.com">https://orangebookvalue.com</a></p></div>
<div data-bbox="804 970 970 992" data-label="Text"><p>- a service by <b>droom</b>.in</p></div>

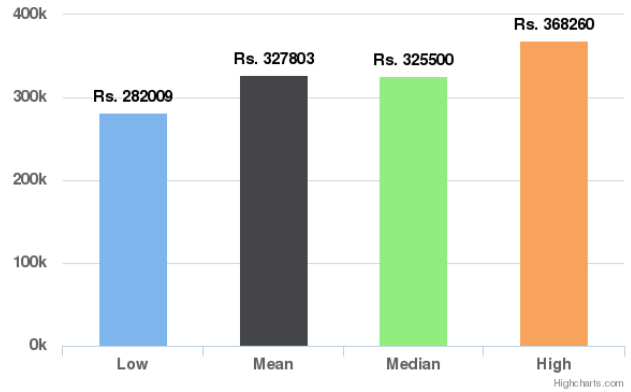
### Similar Listings for Past 60 Days

Similar Listings for Past 60 days



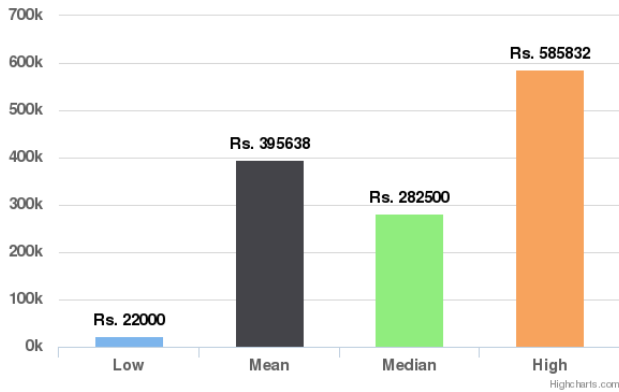
### Similar Orders for Past 60 Days

Similar Orders for Past 60 days



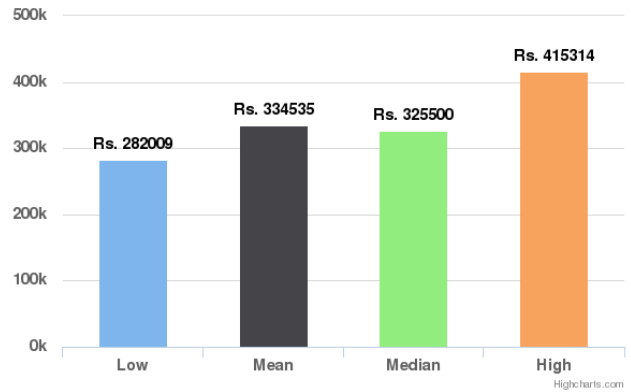
### Similar Listings for Past 90 Days

Similar Listings for Past 90 days



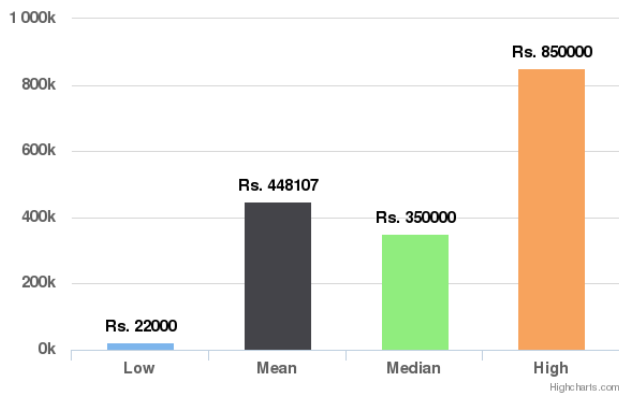
### Similar Orders for Past 90 Days

Similar Orders for Past 90 days



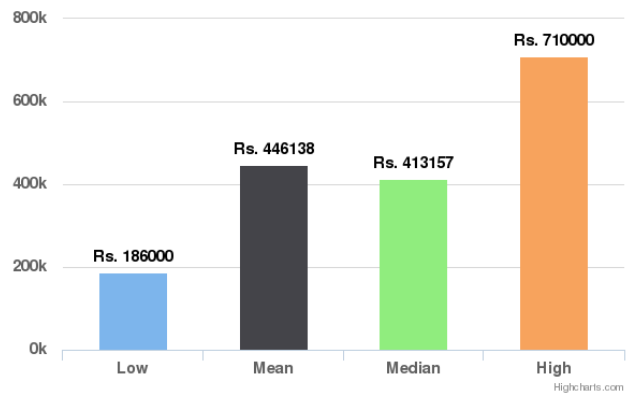
### Similar Listings for Lifetime

Similar Listings for Lifetime



### Similar Orders for Lifetime

Similar Orders for Lifetime



### Disclaimer

The Orange Book Value or any pricing or valuation mentioned in the report is an indicative pricing, generated based on proprietary patented methodology of Droom and/or its affiliates/partners/subsidiaries. The actual price of the vehicle/ mobile device may vary based on actual condition of the vehicle/ mobile device and several other parameters. Droom cannot be held responsible for any losses incurred or liabilities arising by the party relying on this report.



### Component Health Check

A vehicle undergoes enormous wear and tear with time. It is often imperative to inspect and replace parts of the vehicle on a timely basis to keep it in prime condition. These aspects often go unnoticed and become real pain points with time. Use the Component Health Check for maintaining your vehicle components without any hassles. It would provide the list of parts to be inspected every subsequent year based on their age to help you find out the parts needing replacement.



\*This is a suggestive list and is not based on the actual physical inspection of this vehicle

### Disclaimer

The Orange Book Value or any pricing or valuation mentioned in the report is an indicative pricing, generated based on proprietary patented methodology of Droom and/ or its affiliates/partners/subsidiaries. The actual price of the vehicle/ mobile device may vary based on actual condition of the vehicle/ mobile device and several other parameters. Droom cannot be held responsible for any losses incurred or liabilities arising by the party relying on this report.





## Glossary

**New Vehicle Price Now:** This provides the current On-Road Price of a new vehicle of the same Make-Model-Trim

**New Vehicle Price Then:** This provides the On-Road Price of the vehicle at the time it was purchased in brand new condition.

**Total Cost of Ownership:** This provides the total cost of owning this vehicle which includes the cost of running this vehicle and its maintenance cost over the next 5 years

**What Others Paid:** This provides an estimated value of the price paid by others for a similar used vehicle. However, the final valuation provided might vary based on the city, condition of the car and many other factors.

**Next 3 Year Depreciation of the Vehicle:** This provides an estimated price that your used vehicle would fetch or an estimated price that you would have to pay for a similar vehicle over the next 3 years.

**Similar Listings for Past 60 days/Past 90 days/Lifetime:** This provides some data points regarding similar vehicles that have been listed on Droom in the respective duration. Low and High provide the Lowest and the Highest Values Quoted for similar vehicles whereas Mean and Median indicate the average and median values.

**Similar Orders for Past 60 days/Past 90 days/Lifetime:** This provides some data points regarding similar vehicles that have been sold on Droom in the respective duration. Low and High provide the Lowest and the Highest Values at which similar vehicles have been sold whereas Mean and Median indicate the average and median values.

**Component Health Check:** This provides a list of parts that are advised to be inspected every subsequent year based on their age. This would help you find out the parts needing maintenance/replacement.

## Disclaimer

The Orange Book Value or any pricing or valuation mentioned in the report is an indicative pricing, generated based on proprietary patented methodology of Droom and/ or its affiliates/partners/subsidiaries. The actual price of the vehicle/ mobile device may vary based on actual condition of the vehicle/ mobile device and several other parameters. Droom cannot be held responsible for any losses incurred or liabilities arising by the party relying on this report.

