



Automobile from dealer in good condition is valued at

Rs. 8,28,508 - Rs. 8,79,756

Bmw 3 Series 2008 325I



A 94,603 2008

Vehicle Price in All Conditions



FAIR

Rs.8,07,794 - Rs.8,57,761



VERY GOOD

Rs.8,49,220 - Rs.9,01,749



EXCELLENT

Rs.8,69,932 - Rs.9,23,743

Vehicle Details

Make	Bmw
Model	3 Series
Year	2008
Trim	325I
KM Driven	94,603 kms
City	Jaipur
Owner	One
Accident	None
Color	Black

Advanced Evaluation Conditions

GOOD

Transmission, Suspension, Steering, Frame, Engine, Electrical, Car Interior, Car Exterior, Brakes, AC

Disclaimer

The Orange Book Value or any pricing or valuation mentioned in the report is an indicative pricing, generated based on proprietary patented methodology of Droom and/ or its affiliates/partners/subsidiaries. The actual price of the vehicle/ mobile device may vary based on actual condition of the vehicle/ mobile device and several other parameters. Droom cannot be held responsible for any losses incurred or liabilities arising by the party relying on this report.



New Vehicle Price Now
NA

New Vehicle Price Then
Rs. 37,81,338

Total Cost of Ownership
Rs. 20,24,136

What Others Paid
Rs. 8,26,000

Next 3 Year Depreciation of Vehicle

Estimated Buying Price From Dealer

2021		Rs.7,80,893
2022		Rs.7,02,172
2023		Rs.6,30,460

Estimated Selling Price To Dealer

2021		Rs.7,02,792
2022		Rs.6,31,944
2023		Rs.5,67,405

Ratings & Reviews

Hari

<p></p> <p>India luxury sedan buyers have always opted for diesel engines. Diesel being the cheaper fuel along with diesel motors being more efficient led to these models becoming more popular. However, things are now changing, petrol models are being reconsidered, especially by luxury sedan owners. Thanks to this increase in demand we are getting to see more variants of petrol cars that are sporty in nature as well.</p> <p>On the Inside</p> <p>As expected, the Jaguar and the BMW in these trims feel special, like they are supposed to. Beginning with the XE, this variant feels as welcoming as it did before; it is a good mix of performance oriented and classy design. Designers have added a ‘Riva Loop’ that runs along the dash and makes you feel at home in the driver’s seat. Once in, you realise you sit low and can see the large bulge on hood which sits in the centre. The leather and metal bits in the XE feels decent but, the quality of plastics in the car are not up to the mark.</p> <p></p> <p>The 3-series sees you sitting even lower, however the cabin is typical BMW. It is largely familiar but has a few sporty bits since it’s an M Sport version. This model gets a thick steering wheel with oversized paddle shifters with side bolster adjustability. Overall, the seats feel slightly narrow and buyers could prefer the firmer seats in the Jaguar. When compared to the XE, every little part in the BMW feels like it’s made of good quality.</p> <p></p> <p>How Do They Drive?

Disclaimer

The Orange Book Value or any pricing or valuation mentioned in the report is an indicative pricing, generated based on proprietary patented methodology of Droom and/ or its affiliates/partners/subsidiaries. The actual price of the vehicle/ mobile device may vary based on actual condition of the vehicle/ mobile device and several other parameters. Droom cannot be held responsible for any losses incurred or liabilities arising by the party relying on this report.



Both the [3-Series](https://www.droomdiscovery.com/new-cars/bmw-3-series) and the XE suffer from a little turbo-lag. However, the BMW does a better job managing it, thanks to the way its gearbox is calibrated. Both sedans use the same eight-speed transmissions however, they have been set up differently. The gearbox on the BMW shifts quickly through gears at low speeds. On the XE however, be vary to experience a jerky upshift or downshift with sudden input on the throttle. However, during this time the Jaguar makes all the right noises.

The BMW makes a dull noise in comparison. The 3-series makes up for this lacking sound by being the quicker revving engine, it also has linear acceleration. The XE has a weight to the accelerator pedal and feels like engine is working hard for the power; in the BMW power delivery feels adequate. This difference in performance could be owing to the 12hp and 10Nm advantage the BMW has.

How do They Handle?

The Jag and the BMW both are similarly designed - both cars have compact dimensions, low seating and a rear-wheel drive platform. Over the years, BMW's have gotten softer and more luxury-oriented. However, the 3 has continued to remain sporty like the older models from BMW. It has close to perfect distribution of weight and is low slung. For India, the German carmaker has retuned the suspension for comfort, and they have gone overboard.

In terms of comfort, the Jaguar is really good, and it does this while sticking to the road. The British carmaker has set-up the XE's suspension very well. Passengers do not get flung around at speed in the Jaguar like they do in the BMW. Moreover, there is no harsh thud upon hitting a pothole. The XE's 17-inch wheels and tyres do a better job on our roads than the 18-inch ones seen on the BMW. The Jaguar is also more fun through corners, the weighty steering feels confidence inspiring. Overall, the XE might be lacking in outright performance but makes up for it with steering response.

Which One Should I Buy?

Since both these cars are sporty luxury sedans, the biggest feature in these cars are the motors and the BMW has the better one. The Jaguar has an entertaining motor that packs a good punch, but the transmission is a big let-down. And this makes the better calibrated, smoother engine in the 330i a better deal, even though it will set you back by around ₹2 lakh more.



22



4

20 Jan 2018

Disclaimer

The Orange Book Value or any pricing or valuation mentioned in the report is an indicative pricing, generated based on proprietary patented methodology of Droom and/ or its affiliates/partners/subsidiaries. The actual price of the vehicle/ mobile device may vary based on actual condition of the vehicle/ mobile device and several other parameters. Droom cannot be held responsible for any losses incurred or liabilities arising by the party relying on this report.

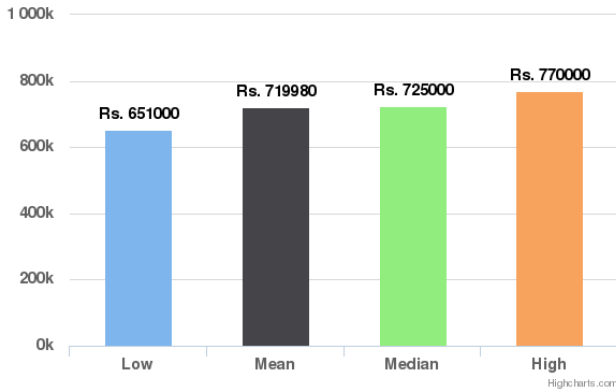


<https://orangebookvalue.com>

- a service by **droom**.in

Similar Listings for Past 60 Days

Similar Listings for Past 60 days

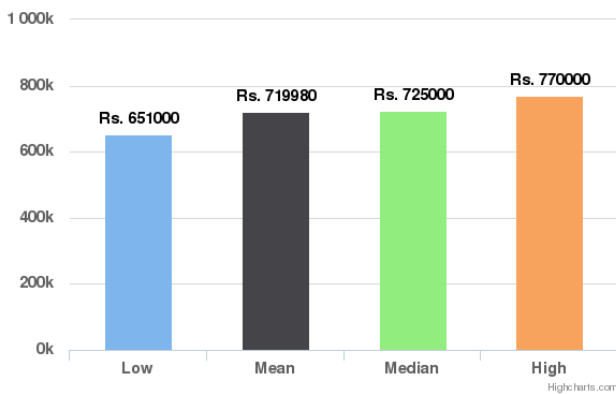


Similar Orders for Past 60 Days

No Data Available

Similar Listings for Past 90 Days

Similar Listings for Past 90 days

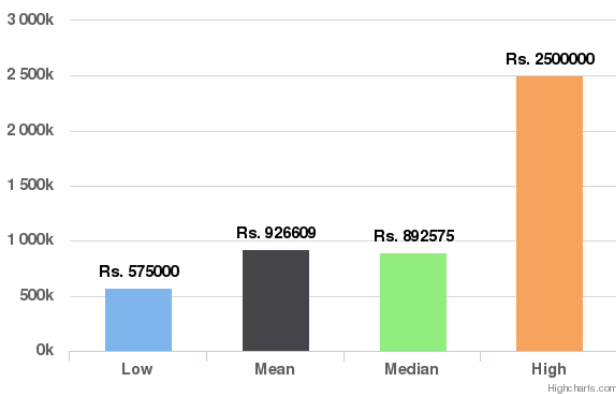


Similar Orders for Past 90 Days

No Data Available

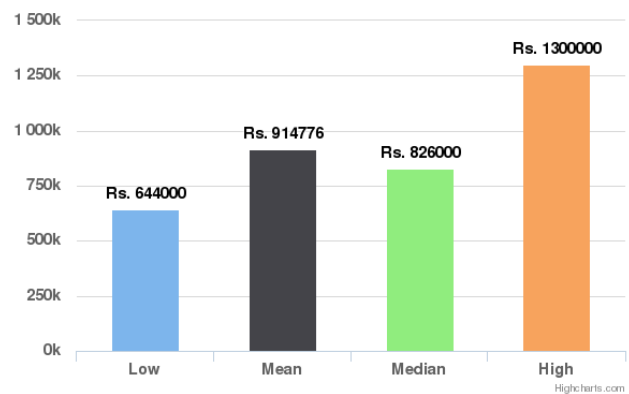
Similar Listings for Lifetime

Similar Listings for Lifetime



Similar Orders for Lifetime

Similar Orders for Lifetime



Disclaimer

The Orange Book Value or any pricing or valuation mentioned in the report is an indicative pricing, generated based on proprietary patented methodology of Droom and/or its affiliates/partners/subsidiaries. The actual price of the vehicle/ mobile device may vary based on actual condition of the vehicle/ mobile device and several other parameters. Droom cannot be held responsible for any losses incurred or liabilities arising by the party relying on this report.



Component Health Check

A vehicle undergoes enormous wear and tear with time. It is often imperative to inspect and replace parts of the vehicle on a timely basis to keep it in prime condition. These aspects often go unnoticed and become real pain points with time. Use the Component Health Check for maintaining your vehicle components without any hassles. It would provide the list of parts to be inspected every subsequent year based on their age to help you find out the parts needing replacement.



*This is a suggestive list and is not based on the actual physical inspection of this vehicle

Disclaimer

The Orange Book Value or any pricing or valuation mentioned in the report is an indicative pricing, generated based on proprietary patented methodology of Droom and/or its affiliates/partners/subsidiaries. The actual price of the vehicle/ mobile device may vary based on actual condition of the vehicle/ mobile device and several other parameters. Droom cannot be held responsible for any losses incurred or liabilities arising by the party relying on this report.





Glossary

New Vehicle Price Now: This provides the current On-Road Price of a new vehicle of the same Make-Model-Trim

New Vehicle Price Then: This provides the On-Road Price of the vehicle at the time it was purchased in brand new condition.

Total Cost of Ownership: This provides the total cost of owning this vehicle which includes the cost of running this vehicle and its maintenance cost over the next 5 years

What Others Paid: This provides an estimated value of the price paid by others for a similar used vehicle. However, the final valuation provided might vary based on the city, condition of the car and many other factors.

Next 3 Year Depreciation of the Vehicle: This provides an estimated price that your used vehicle would fetch or an estimated price that you would have to pay for a similar vehicle over the next 3 years.

Similar Listings for Past 60 days/Past 90 days/Lifetime: This provides some data points regarding similar vehicles that have been listed on Droom in the respective duration. Low and High provide the Lowest and the Highest Values Quoted for similar vehicles whereas Mean and Median indicate the average and median values.

Similar Orders for Past 60 days/Past 90 days/Lifetime: This provides some data points regarding similar vehicles that have been sold on Droom in the respective duration. Low and High provide the Lowest and the Highest Values at which similar vehicles have been sold whereas Mean and Median indicate the average and median values.

Component Health Check: This provides a list of parts that are advised to be inspected every subsequent year based on their age. This would help you find out the parts needing maintenance/replacement.

Disclaimer

The Orange Book Value or any pricing or valuation mentioned in the report is an indicative pricing, generated based on proprietary patented methodology of Droom and/ or its affiliates/partners/subsidiaries. The actual price of the vehicle/ mobile device may vary based on actual condition of the vehicle/ mobile device and several other parameters. Droom cannot be held responsible for any losses incurred or liabilities arising by the party relying on this report.

